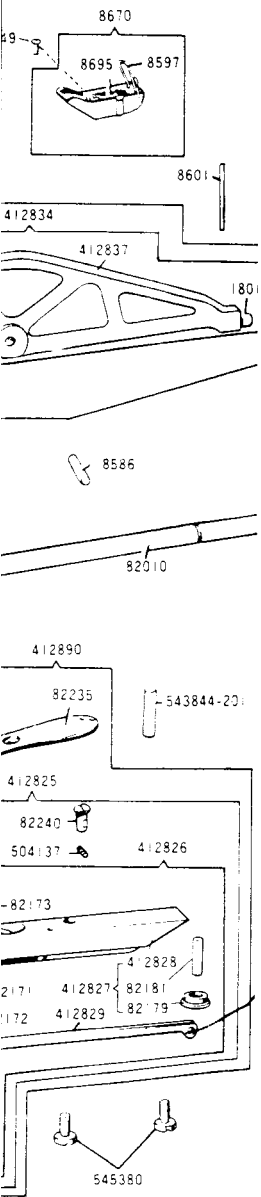


# MACHINE PARTS CHART for

# SINGER\*

29U 171A  
172A  
173A



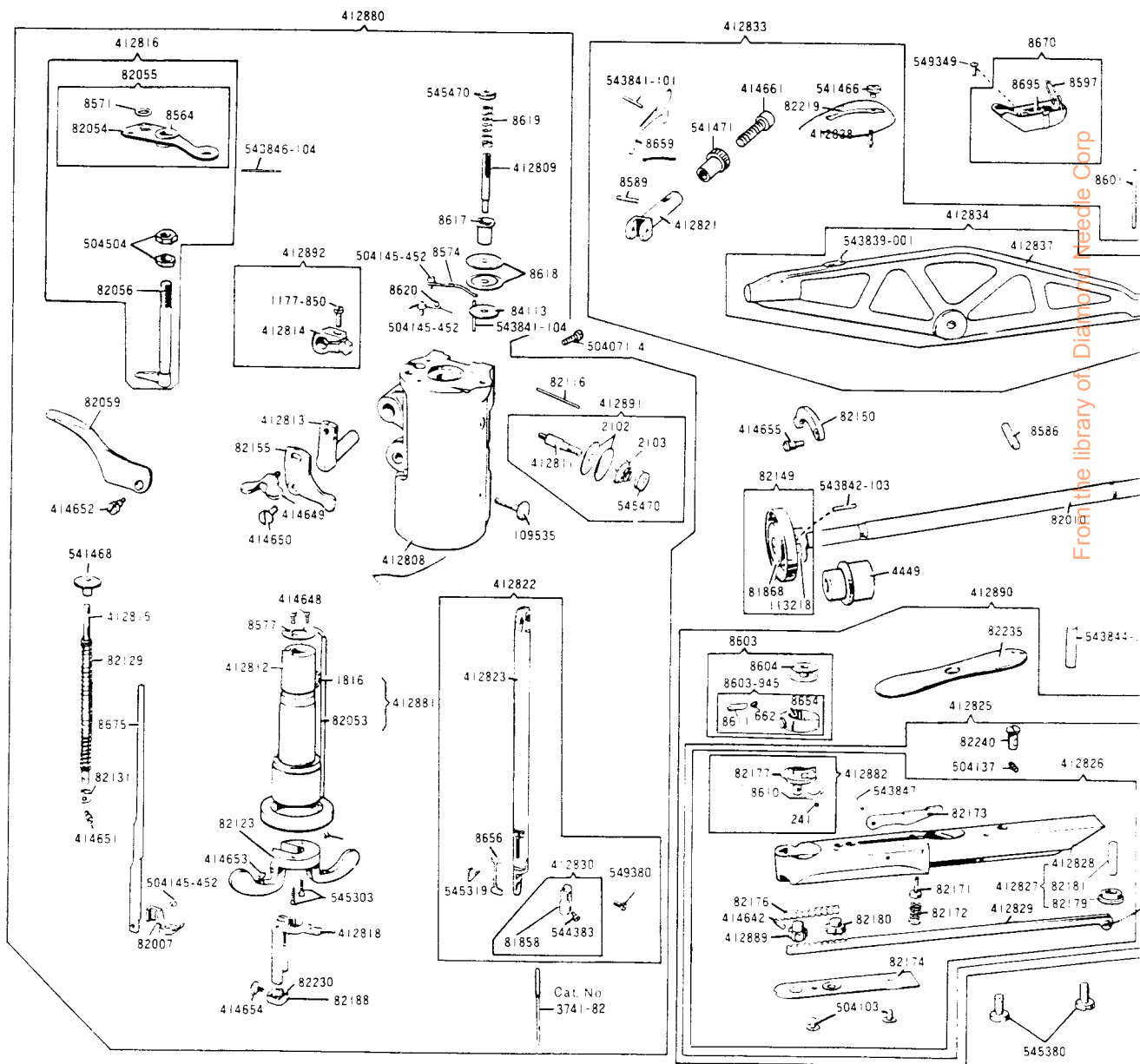
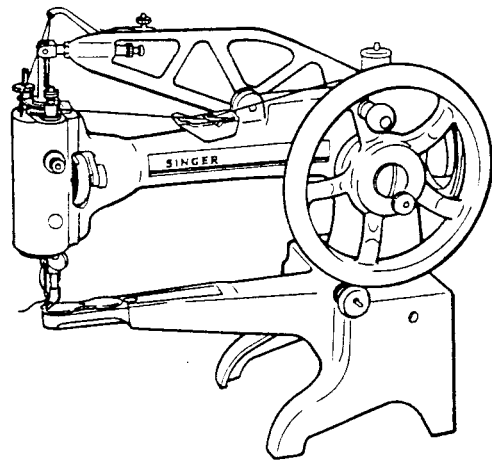
From the library of: Diamond Needle Corp

A, 173A M/C)  
A M/C)  
00,  
-005 (2)

ning Base to

# SINGER

## 29 U171A 172A 173A

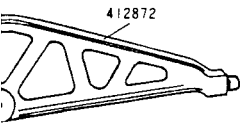


From the library of Diamond Needle Corp

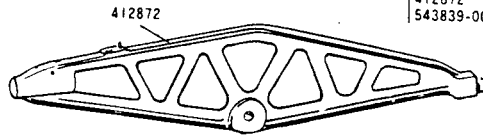


FER FROM M/C. 29U171A

M/C. 29U173A PARTS WHICH DIFFER FROM M/C. 29U171A

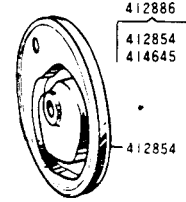


81943

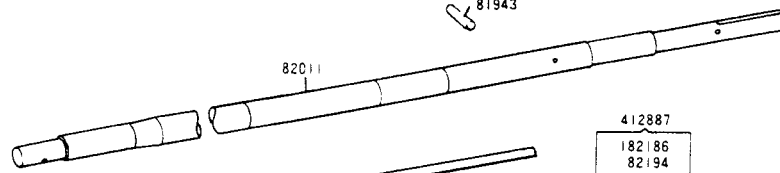


412871  
1801  
412872  
543839-001

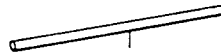
412888  
8589  
8659  
82219  
412838  
412856  
412871  
414661  
541466  
541471  
543841-101



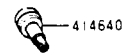
412886  
412854  
414645



412887  
182186  
82194  
82238  
543846-101  
543846-104

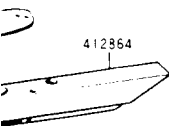


82238



414640

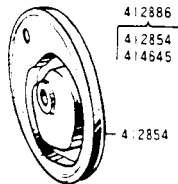
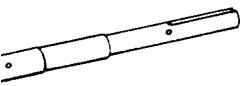
857  
58  
59  
19(2)  
80



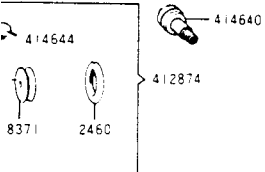
412862  
82171  
82173  
82176  
82180  
82203  
82204  
82205  
412829  
412863  
412867  
414642  
504103  
543847

412865  
81952  
82201  
412861

412861  
82240  
412862  
504137

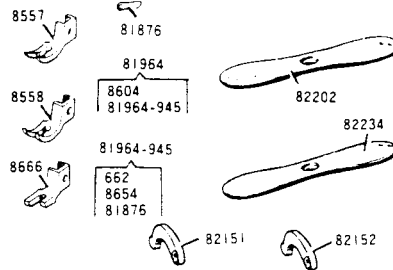


412886  
412854  
414645

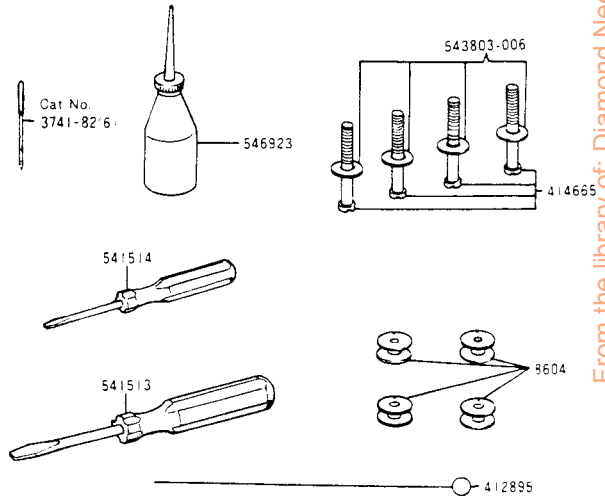


412874

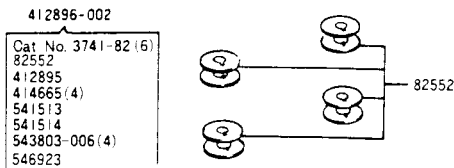
OPTIONAL PARTS



ACCESSORIES FOR M/C. 29U171A & 29U173A P.N.412896-001

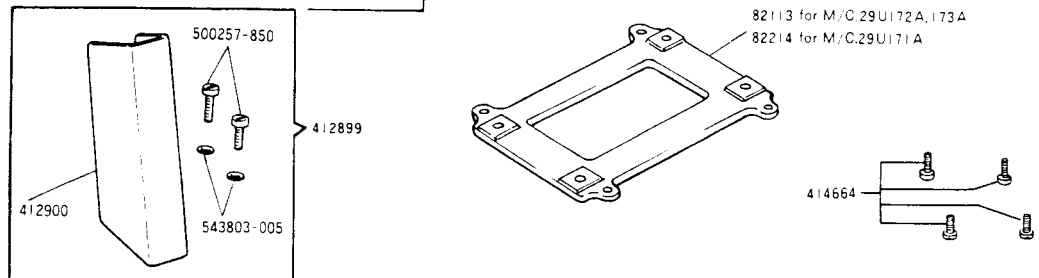


ACCESSORIES FOR M/C. 29U172A  
P.N.412896-002



412896-002  
Cat. No. 3741-82(6)  
82552  
412895  
414665(4)  
541513  
541514  
543803-006(4)  
546923

OPTIONAL ACCESSORIES



From the library of: Diamond Needle Corp

NUMERICAL LIST OF PARTS FOR 200114 MACHINE

Part No.	Description	Part No.	Description
241	Shuttle Carrier Spring Screw	82173	Needle Plate Releasing Lever
662	Shuttle Tension Regulating Screw	82174	Pinion Cover Plate
1177-350	Vibrating Presser Lifting Lever Shaft	82176	Rack (Short)
	Lever Clamping Screw	82177	Shuttle Carrier
1801	Needle Bar Driving Lever Cam Roller and Stud	82179	Shuttle Carrier Driving Pinion Bushing
		82180	Shuttle Carrier Following Pinion
1808	Shuttle Driving Cam Roller and Stud	82181	Shuttle Carrier Following Pinion Stud
1816	Feed Motion Ring Slide Bar Roller and Stud	82184	Shuttle Driving Lever with 1808
		82186	Shuttle Driving Lever Connecting Rod End (Back)
2102	Tension (Side) Disc (2)	82188	Stitch Regulator
2103	Tension (Side) Spring	82194	Shuttle Driving Lever Connecting Rod End (Front)
2460	Bobbin Winder Spindle Pulley Rubber Ring	82219	Check Lever Tension Spring
4288	Arm Side Cover (Back)	82230	Stitch Regulator Gib
4449	Shaft Bushing	82232	Shuttle Driving Lever Connecting Rod
8371	Bobbin Winder Spindle Pulley	82235	Needle Plate (Fine and Medium Needle Holes)
8564	Foot Bar Revolving Joint	82240	Needle Plate Hinge Pin
8571	Foot Bar Revolving Joint Washer	84113	Tension (Top) Disc Washer (Leather)
8574	Head Revolving Bushing Friction Spring	109535	Head Revolving Bush Stop Thumb Screw
8577	Head Revolving Bush Supporting Washer	113218	Vibrating Presser Roller
8580	Needle Bar Driving Lever Joint Pin	154981	Hand Wheel Handle Spindle Nut
8589	Needle Bar Piston Joint Pin	154983	Shuttle Driving Lever Eccentric Stud Nut
8597	Oil Cup Spring	412804	Needle Bar Cam and Pulley Wheel
8601	Spool Pin	412805	Shuttle Driving Cam and Gear Complete 81871, 82071, 84200
8603	Shuttle and Bobbin Complete 8603-945, 8604	412806	Shuttle Driving Lever Connecting Rod Complete 82186, 82194, 82232, 84204-101, 842846-104
8603-845	Shuttle Complete 8603, 8611, 8654	412807	Shuttle Driving Lever Eccentric Stud Head of Machine
8604	Shuttle Bobbin	412808	Tension (Top) Adjusting Stud
8610	Shuttle Carrier Spring	412809	Tension (Side) Adjusting Stud Complete (for Agent) 412811, 545470
8611	Shuttle Tension Spring	412810	Tension (Side) Adjusting Stud
8617	Tension (Top) Cup (Release)	412811	Head Revolving Bush
8618	Tension (Top) Disc (2)	412812	Vibrating Presser Lifting Lever Shaft
8619	Tension (Top) Spring	412813	Vibrating Presser Lifting Lever Shaft
8620	Thread Eyelete (Head of Arm)	412814	Vibrating Presser Spring Bar
8651	Bobbin Winder Spindle	412815	Foot Bar Revolving Joint Complete 82055, 82056, 504504 (2)
8654	Shuttle Body	412816	Feed Motion Bell Crank Lever
8656	Needle Bar Thread Tension Spring	412818	Needle Bar Piston Joint
8659	Check Lever	412821	Needle Bar Complete 8656, 412823, 412831, 545319 (2), 549300
8670	Oil Cup with 8659, Top	412823	Needle Bar
8675	Foot Bar	412825	Shuttle Driving Gear Box 412826 with 82240 & 504437
8695	Oil Cup Oil End (Feet)	412826	Shuttle Driving Gear Box Complete 82171, 82172, 82173, 82174, 82176, 82180, 412827, 412828, 412831, 412832, 412833, 504403 (2), 543847
81358	Needle Bar Clamp	412827	Shuttle Driving Gear Box 412828 with 82179 & 82181
81366	Hand Wheel Handle	412828	Shuttle Driving Gear Box Rack (Long)
81368	Vibrating Presser Roller Pin	412829	Needle Bar Clamp Complete 81358, 504503
81369	Hand Wheel Shaft Gear	412830	Shuttle Driving Gear Box 412827 with 82240 & 504437 for Agent
81372	Shuttle Driving Cam Gear	412831	Needle Bar Cam and Pulley Wheel with 412815
81365	Bobbin Winder Spindle Complete (8371 & 8651) for Agent	412832	Needle Bar Driving Lever Complete 8580, 8650, 82219, 412821, 412831, 412832, 412833, 510020, 510021, 510022, 510023
82007	Feeding Foot	412833	Needle Bar Driving Lever (Body) Complete 1801, 412817, 542839-001
82008	Hand Wheel Shaft	412837	Needle Bar Driving Lever (Body)
82010	Shaft (Short)	412839	Check Lever Tension Stud
82034	Arm Side Cover (Front)	412839	Hand Wheel Hub Complete 80056, 412839
82052	Hand Wheel Hub		
82053	Feed Motion Ring Slide Bar		
82054	Foot Bar Revolving Joint Bearing		
82055	Foot Bar Revolving Joint Bearing Complete 8564, 8571, 82054		
82056	Foot Bar Revolving Joint Slide Rod		
82059	Lifter		
82073	Shuttle Driving Cam		
82086	Bobbin Winder Frame		
82116	Tension (Side) Thread Guide Pin		
82123	Head Revolving Bush Handle		
82129	Vibrating Presser Spring		
82131	Vibrating Presser Spring Bar Collar		
82149	Feed Motion Cam Wheel with 81869, 113218		
82150	Vibrating Presser Lifting Lever (for Medium Work)		
82155	Vibrating Presser Lifting Lever Shaft Adjusting Lever		
82171	Hand Wheel Stop Motion Plunger Spring		
82172	Needle Plate Locating Plunger		
82173	Needle Plate Locating Plunger Spring		

From the library of: Diamond Needle Corp

Part No.	Description	Part No.	Description
412840	Hand Wheel and Stop Motion Complete 31865, 82162, 154931, 412842, 412844, 412845, 412894, 41-557, 414658, 541469	<del>541466</del> <del>541468</del>	<del>Check Lever Tension Stud Nut</del> <del>Vibrating Presser Spring Bar Adjusting Nut</del>
412841	Hand Wheel Stop Motion Flanged Bushing	541469	Hand Wheel Stop Motion Plunger Thumb Nut
412842	Hand Wheel Stop Motion Plunger	541471	<del>Check Lever Thread Take-up Adjusting Screw Lock Nut</del>
412844	Hand Wheel	543839-001	Check Lever Spring Steady Pin
412845	Hand Wheel Handle Spindle	<del>543841-101</del> <del>543841-104</del>	<del>Check Lever Joint Pin</del> <del>Head Revolving Bush Friction Spring Pin</del>
412846	Bobbin Winder Complete 2400, 3071, 3091, 82086, 412848, 414644	543842-103	Feed Motion Cam Wheel Pin
412848	Bobbin Winder Eccentric	543842-103	Hand Wheel Shaft Gear Pin
412880	Head of Machine Complete 8574, 8577, 8617, 8618 (2), 8619, 8620, 8675, 82007, 82059, 82116, 82123, 82129, 82131, 82155, 82188, 82230, 84113, 109535, 412808, 412809, 412812, 412813, 412815, 412816, 412818, 412822, 412881, 412891, 412892, 414648 (2), 414649, 414650, 414651, 414652, 414653, 414654, 504145-452 (3), 541468, 5-2341-104, 543846-104, 545303 (2), 545470	543842-106	Needle Bar Cam and Pulley Wheel Pin
		543842-106	Shuttle Driving Cam Gear Pin
		543844-201	Shuttle Driving Gear Box Position Pin
		543846-101	Shuttle Driving Lever Connecting Rod End Pin (Front)
		543846-104	Shuttle Driving Lever Connecting Rod End Pin (Back)
		543846-104	Foot Bar Revolving Joint Hinge Pin
		543847	Needle Plate Releasing Lever Hinge Pin
412881	Feed Motion Ring Slide Bar Complete 1816, 82053	544383	Needle Bar Needle Clamping Screw
412882	Shuttle Carrier Complete 341, 3618, 82177	545286	Hand Wheel Stop Motion Flanged Bushings Binding Screw (3)
412889	Shuttle Carrier Driving Pinion	545303	Head Revolving Bush Handle Screw (2)
412890	Shuttle Driving Gear Box Complete 8603, 82235, 412825	545319	Needle Bar Thread Tension Springs (2)
412891	Tension (Side) Adjusting Stud Complete 2102 (2), 2103, 412811, 545470	545380	Shuttle Driving Gear Box Screw (2)
412892	Vibrating Presser Lifting Lever Shaft Lever Complete 1177-350, 412811	545470	Tension (Top) Adjusting Stud Thumb Nut
412893	Hand Wheel Shaft Complete 31869, 82008, 543842-103	549328	Tension (Side) Adjusting Stud Thumb Nut
412894	Hand Wheel Stop Motion Flanged Bushing Complete 412841, 545286	549349	Shuttle Driving Cam Gear Set Screw
414643	Shuttle Carrier Driving Pinion Screw	549380	Oil Cup Screw
414644	Bobbin Winder Eccentric Thumb Screw		Needle Bar Clamp Screw
414645	Needle Bar Cam and Pulley Wheel Set Screw	<b>SUPPLEMENTARY PARTS LIST FOR 29ULTRA MACHINE</b> (Same as the complete list for 29ULTRA with the following exceptions)	
414646	Shuttle Driving Lever Connecting Rod Hinge Screw	<b>PARTS ADDED</b>	
414648	Head Revolving Bush Supporting Washer Screw (2)	404	Shuttle Thread Pull-off Screw
414649	Vibrating Presser Lifting Lever Shaft Adjusting Lever Clamping Screw	7868	Shuttle Bobbin Retaining Springs
414650	Vibrating Presser Lifting Lever Shaft Adjusting Lever Hinge Screw	3666	Feeding Foot (For Waxed Thread)
414651	Vibrating Presser Spring Bar Collar Screw	80548	Tension (Side) Spring
414652	Lifter Hinge Screw	81888	Needle Bar Clamp
414653	Feed Motion Bell Crank Lever Joint Screw (2)	81943	Needle Bar Driving Lever Joint Pin
414654	Stitch Regulator Thumb Screw	81951	Shuttle Thread Pull-off
414655	Vibration Presser Lifting Lever Screw	81953	Shuttle and Bobbin Complete 81980-815, 82552
414656	Arm Side Cover (Front) Screw (3)	81952-945	Shuttle Complete 404, 7868, 81951, 81993, 81994, 109132, 109133
414658	Hand Wheel Hub Screw (3)	81993	Shuttle Body
414657	Hand Wheel Retaining Screw	81994	Shuttle Tension Springs
414658	Hand Wheel Stop Motion Plunger Stop Screw	82011	Shaft (Lower)
414661	Check Lever Thread Take-up Adjusting Screw	82083	Bobbin Winder Spindle with 15072
414680	Shuttle Driving Lever Bearing Screw	82089	Bobbin Winder Spindle Complete (8371 & 82088) for Arent
504371	Arm Side Cover (Back) Thumb Screw	82201	Needle Plate (Fine and Medium Needle Holes)
504371	Head Binding Screw (4)	82203	Needle Plate Locating Plunger Springs
504371	Bobbin Winder Frame Screw	82204	Pinion Cover Plate
504103	Pinion Cover Plate Screw (2)	82205	Shuttle Carrier
504137	Needle Plate Hinge Pin Binding Screw	82216	Shuttle Driving Lever Connecting Rod
504145-452	Thread Eyelet Screw	82552	Shuttle Bobbin
504145-452	Head Revolving Bush Friction Spring Screw	109132	Shuttle Tension Regulating Screw
504145-452	Feeding Foot Screw	109133	Shuttle Bobbin Retaining Spring Screw
504504	Foot Bar Revolving Joint Slide Rod Lock Nut (Lower)	412819	Tension (Side) Adjusting Stud Complete 2102 (2), 20543, 412811, 545470
504504	Foot Bar Revolving Joint Slide Rod Lock Nut (Lower)	412854	Needle Bar Cam and Pulley Wheel
504504	Foot Bar Revolving Joint Slide Rod Lock Nut (Lower)	412855	Shuttle Driving Lever Connecting Rod Complete 82136, 82194, 82236, 543846- 101, 543846-104
		41-334	Needle Bar Hinge Joint

Part No.	Description	Part No.	Description
412857	Needle Bar Complete 8656, 412858, 412859, 545319 (2), 549380	412822	Needle Bar Complete 8656, 412823, 412830, 545319 (2), 549380
412858	Needle Bar	412823	Needle Bar
412859	Needle Bar Clamp Complete 81888, 544383	412825	Shuttle Driving Gear Box 412826 with 82240 & 504137
412861	Shuttle Driving Gear Box 412862 with 82240 & 504137	412826	Shuttle Driving Gear Box Complete 82171, 82172, 82173, 82174, 82176, 82180, 412827, 412829, 412882, 412889, 414642, 504103 (2), 543847
412862	Shuttle Driving Gear Box Complete 82171, 82173, 82176, 82180, 82203, 82204, 82205, 412829, 412863, 412867, 414642, 504103 (2), 543847	412827	Shuttle Driving Gear Box 412828 with 82179 & 82181
412863	Shuttle Driving Gear Box 412864 with 82179 & 82181	412828	Shuttle Driving Gear Box
412864	Shuttle Driving Gear Box	412830	Needle Bar Clamp Complete 81858, 544383
412865	Shuttle Driving Gear Box Complete 82201, 81952, 412861	412831	Shuttle Driving Gear Box 412827 with 82240 & 504137
412866	Shuttle Driving Gear Box 412863 with 82240 & 504137	412832	Needle Bar Cam and Pulley Wheel with 414645
412867	Shuttle Carrier Driving Finion	412833	Needle Bar Driving Lever Complete 8589, 8659, 82219, 412821, 412834, 412838, 414661, 541466, 541471, 543841-101
412871	Needle Bar Driving Lever (Body) Complete 1801, 414872, 543839-001	412834	Needle Bar Driving Lever (Body) Complete 1801, 412837, 543839-001
412872	Needle Bar Driving Lever (Body)	412837	Needle Bar Driving Lever (Body)
412874	Bobbin Winder Complete 2460, 8371, 15072, 82086, 82088, 82089, 412842, 414644	412846	Bobbin Winder Complete 2460, 3371, 3651, 82086, 412848, 414644
412879	Head of Machine Complete 8574, 8577, 8617, 8618 (2), 8619, 8620, 8666, 8675, 82059, 82116, 82123, 82129, 82131, 82155, 82188, 82230, 84113, 109535, 412808, 412809, 412812, 412813, 412815, 412816, 412818, 412819, 412857, 412881, 412892, 414643 (2), 414649, 414650, 414651, 414652, 414653, 414654, 504145-452 (3), 541468, 543841-004, 543846-104, 545303 (2), 545470	412880	Head of Machine Complete 8574, 8577, 8617, 8618 (2), 8619, 8620, 8675, 82007, 82059, 82116, 82123, 82129, 82131, 82155, 82188, 82230, 84113, 109535, 412808, 412809, 412812, 412813, 412815, 412816, 412818, 412822, 412891, 412892, 414643 (2), 414649, 414650, 414651, 414652, 414653, 414654, 504145-452 (3), 541468, 543841-004, 543846-104, 545303 (2), 545470
412886	Needle Bar Cam and Pulley Wheel with 414645	412882	Shuttle Carrier Complete 241, 8610, 82177
412888	Needle Bar Driving Lever Complete 8589, 8659, 82219, 412838, 412856, 412871, 414661, 541466, 541471, 543841-101	412889	Shuttle Carrier Driving Finion
414640	Shuttle Driving Lever Bearing Screw	412890	Shuttle Driving Gear Box Complete 8603, 82235, 412825
		412891	Tension (Side) Adjusting Stud Complete 2102 (2), 2103, 412811, 545470
		414680	Shuttle Driving Lever Bearing Screw

PARTS REMOVED

241	Shuttle Carrier Spring Screw
662	Shuttle Tension Regulating Screw
8113	Tension (Side) Spring
8586	Needle Bar Driving Lever Joint Pin
8603	Shuttle and Bobbin Complete 8603-845, 8604
8603-845	Shuttle Complete 662, 8611, 8654
8604	Shuttle Bobbin
8610	Shuttle Carrier Spring
8611	Shuttle Tension Spring
8651	Bobbin Winder Spindle
8654	Shuttle Body
81358	Needle Bar Clamp
81965	Bobbin Winder Spindle Complete (8371 & 3651) for Agent
82007	Feeding Foot
82010	Shaft (Short)
82172	Needle Plate Locating Plunger Spring
82174	Finion Cover Plate
82177	Shuttle Carrier
82181	Shuttle Driving Lever Connecting Rod
82235	Needle Plate (Fine and Medium Needle Holes)
412824	Needle Bar Cam and Pulley Wheel
412826	Shuttle Driving Lever Connecting Rod Complete 82186, 82194, 82236, 543846-101, 545304-104
412821	Needle Bar Piston Joint

SUPPLEMENTARY PARTS LIST FOR 29UL73A MACHINE

(Same as the complete list for 29UL71A with the following exceptions)

PARTS ADDED

81934	Needle Bar Driving Lever Joint Pin
82011	Shaft (Long)
82238	Shuttle Driving Lever Connecting Rod
412854	Needle Bar Cam and Pulley Wheel
412856	Needle Bar Piston Joint
412871	Needle Bar Driving Lever (Body) Complete 1801, 412872, 543839-001
412872	Needle Bar Driving Lever (Body)
412886	Needle Bar Cam and Pulley Wheel with 414645
412887	Shuttle Driving Lever Connecting Rod Complete 82186, 82194, 82236, 543846-101, 543846-104
412888	Needle Bar Driving Lever Complete 8589, 8659, 82219, 412838, 412856, 412871, 414661, 541466, 541471, 543841-101
414640	Shuttle Driving Lever Bearing Screw

Part No.	Description	Part No.	Description
<u>PARTS REMOVED</u>		<u>OPTIONAL ACCESSORIES</u>	
Lever	8586 Needle Bar Driving Lever Joint Pin	82113	Machine Base (for 29U172A, 173A M/C)
	82010 Shaft (Short)	82214	Machine Base (for 29U171A M/C)
	82232 Shuttle Driving Lever Connecting Rod	412899	Belt Guard Complete 412900, 500257-850 (2), 543803-005 (2)
	412804 Needle Bar Cam and Pulley Wheel	412900	Belt Guard
	412806 Shuttle Driving Lever Connecting Rod Complete 82186, 82194, 82232, 543846- 101, 543846-104	414664	Machine Screw (for Fastening Base to Machine) (4)
	412821 Needle Bar Piston Joint	500257-850	Belt Guard Screw (2)
	412832 Needle Bar Cam and Pulley Wheel with 414645	543803-005	Belt Guard Washer (2)
	412833 Needle Bar Driving Lever Complete 8589, 8659, 82219, 412821, 412834, 412838, 414661, 541466, 541471, 543841-101		
	412834 Needle Bar Driving Lever (Body) Complete 1801, 412837, 543839-001		
	412837 Needle Bar Driving Lever (Body)		
	414680 Shuttle Driving Lever Bearing Screw		

Part No.	Description
<u>OPTIONAL PARTS</u>	
662	Shuttle Tension Regulating Screw
8557	Feeding Foot (Narrow Fork, Fine)
8558	Feeding Foot (Narrow Fork, Coarse)
8604	Shuttle Bobbin
8654	Shuttle Body
8666	Feeding Foot (for Waxed Thread)
81966	Shuttle Tension Spring (Heavy) (for 29U171A, 173A M/C)
81964	Shuttle and Bobbin Complete (for Heavy Work) (for 29U171A, 173A M/C)
81964-945	Shuttle Complete (for Heavy Work)
82151	Vibrating Presser Lifting Lever (for Light Work)
82152	Vibrating Presser Lifting Lever (for Heavy Work)
82202	Needle Plate (Medium and Coarse Needle Holes) (for 29U172A M/C)
82234	Needle Plate (Medium and Coarse Needle Holes) (for 29U171A, 173A M/C)

ACCESSORIES FOR 29U171A AND 29U173A MACHINES

Lever	Cat.No.	Needle (29 X 4) #13 (6)
86, 412822	3741-82	
	8604	Shuttle Bobbin (for #8603-945) (for 29U171A, 173A M/C) (4)
Box 412826	412895	Needle Bar Threading Wire
	412896-001	Accessories (for 29U171 & 173 M/C)
Box Complete	414665	Machine Screw (for Fastening Machine to Power Table) (4)
82174, 82	541513	Screw Driver (Large)
8, 412882,	541514	Screw Driver (Small)
543847	543803-006	Machine Screw Washer (4)
Box 412828	546923	Oil (Filled with 130 cc Singer Type "B" Oil)

ACCESSORIES FOR 29U172A MACHINE

Lever	Cat.No.	Needle (29 X 4) #13 (6)
82552	3741-82	
	82552	Shuttle Bobbin (for #81952) (for 29U172A M/C) (4)
Box Complete	412895	Needle Bar Threading Wire
8221, 412	412896-002	Accessories (for 29U172A M/C)
86, 541471	414665	Machine Screw (for Fastening Machine to Power Table) (4)
	541513	Screw Driver (Large)
	541514	Screw Driver (Small)
	543803-006	Machine Screw Washer (4)
	546923	Oil (Filled with 130 cc Singer Type "B" Oil)